

celebrate  
**Arbor Day**  
**GUIDEBOOK**



**Arbor Day Foundation™**

[arborday.org](http://arborday.org)

# Welcome



Dear Friend,

“Other holidays repose upon the past; Arbor Day proposes for the future.”

These are J. Sterling Morton's stirring words about the holiday he initiated in 1872. His example has set the tone for Arbor Day celebrations ever since.

Planting trees is an act of kindness and optimism. A gift for our friends and neighbors, and for future generations. The trees we plant clean the air, beautify our neighborhoods, provide homes for wildlife, conserve energy and topsoil, and help keep the atmosphere in balance. And life is just better when we live amongst the trees.

The celebration of Arbor Day represents a priceless opportunity. An opportunity for children to take positive action to make their world a better place and to learn about trees and the natural world. An opportunity for neighbors to join together for the benefit of all. An opportunity for communities to reach across barriers of income, geography, culture, and politics to work for the common good. An opportunity to celebrate life and the interconnectedness of all creation.


An Arbor Day celebration can be as large or small as you want to make it. Your Arbor Day can be a few neighbors gathering to plant trees in a park behind your homes or at a nearby school. It can be a week-long regional festival with activities for thousands of kids and adults. Arbor Day can be a single class project or an event for the whole school, an inner city neighborhood planting trees in a vacant lot, or a huge citywide or statewide celebration.

Think of the ideas in this book as a smorgasbord of possibilities. Pick and choose what makes sense for you. Get together with other people who care about our children, our communities, and the environment ... and make it happen.

As Aldo Leopold said, “Acts of creation are ordinarily reserved for gods and poets. To plant a pine, one only needs a shovel.”

Happy Arbor Day!

Best regards,

  
John Rosenow  
Chief Executive

JR/kaw

# Table of Contents

---

Welcome.....	2
What Is Arbor Day?.....	4
J. Sterling Morton: his own words.....	5
How to Celebrate Arbor Day.....	6-7
Coordinator’s Planning Calendar.....	8-9
Raising Funds for Arbor Day Projects.....	10
Value of Trees to a Community.....	11
Cooperative Stewardship Projects.....	12
Arbor Day in the Classroom.....	13
Planting a Tree on Arbor Day.....	14-15
Clip Art.....	16
Sample Arbor Day Proclamation.....	17
Poems about Trees and Arbor Day.....	18
Rappin’ about Trees.....	19
Music for Arbor Day.....	20
Quotes about Trees.....	21
Other Foundation Programs.....	22
Bibliography & Information Sources.....	23
Arbor Day Across the Nation.....	back cover



**Visit Our  
Web Site!**  
[arborday.org](http://arborday.org)

# What Is Arbor Day?

**A**rbor Day is an annual observance that celebrates the role of trees in our lives and promotes tree planting and care. As a formal holiday, it was first observed in 1872, in Nebraska, but tree planting festivals are as old as civilization. The tree has appeared throughout history and literature as the symbol of life.

## J. Sterling Morton and the First Arbor Day

The idea for Arbor Day in the United States originated in Nebraska City, Nebraska. Among the pioneers moving into the Nebraska Territory in 1854 was Julius Sterling Morton from Detroit. He and his wife, Caroline, were lovers of nature, and the home they established in Nebraska was quickly planted with trees, shrubs, and flowers.



Morton was a journalist and soon became editor of Nebraska's first newspaper. Given that forum, he spread agricultural information and his enthusiasm for trees to a receptive audience. His fellow pioneers missed their trees and needed them for windbreaks, fuel, building materials, and shade from the hot prairie sun. A visit to Nebraska today wouldn't disclose the state was once a treeless plain, yet it was the lack of trees there that led to the founding of Arbor Day in the 1800s.

Morton wrote and spoke about environmental stewardship and the interrelatedness of life. He encouraged everyone to set aside a specific day to plant trees.

In 1872, the State Board of Agriculture accepted a resolution by J. Sterling Morton "to set aside one day to plant trees, both forest and fruit." The Board declared April 10, Arbor Day and offered prizes to the counties and individuals that properly

planted the largest number of trees on that day. More than one million trees were planted in Nebraska on the first Arbor Day. With this first tree planting holiday observance, J. Sterling Morton became known as the "Founder of Arbor Day."

## The Spread of a Good Idea

Shortly after this 1872 observance, other states passed legislation to observe Arbor Day each year with appropriate ceremonies. By 1920, more than 45 states and territorial possessions were celebrating Arbor Day. Today, Arbor Day is celebrated in all fifty states.

Throughout the world, people of all ages are planting trees, caring for them, and learning their value.

- In the United States, this tree planting festival is called Arbor Day.
- In Israel, it is called the New Year's Day of the Trees.
- Korea has a Tree-Loving Week.
- Iceland has a Student's Afforestation Day.
- Yugoslavia holds an Arbor Day in the spring and an Afforestation Day in the fall.
- India celebrates a National Festival of Tree Planting.

Most holidays celebrate something that has already happened and is worth remembering like the day someone was born or a religious holiday celebrating a past event. Arbor Day reflects a hope for the future. The trees planted on Arbor Day show a concern for future generations. The simple act of planting a tree represents a belief that the tree will grow and, some day, provide wood products, wildlife habitat, erosion control, shelter from the wind and sun, beauty, and inspiration for ourselves and our children.

## When Is Arbor Day?

For many years, Arbor Day was celebrated on April 22, J. Sterling Morton's birthday. Today, National Arbor Day is celebrated on the last Friday in April. All fifty states, Puerto Rico, and some U.S. territories have passed legislation adopting Arbor Day which is celebrated on a date appropriate for tree planting in their region. See page 24 to learn when Arbor Day is celebrated in your state.



# J. Sterling Morton

## Founder of Arbor Day

*in his own words*

“The cultivation of flowers and trees is the cultivation of the good, the beautiful, and the ennobling in man, and for one, I wish to see this culture become universal.”

---

“Arbor Day . . . which has already transplanted itself . . . to every state in the American Union and has even been adopted in foreign lands . . . is not like other holidays. Each of those reposes on the past, while Arbor Day proposes for the future.”

---

“ . . . how much more enduring are the animate trees of our planting. They grow and self-perpetuate themselves and shed yearly blessings on our race.”

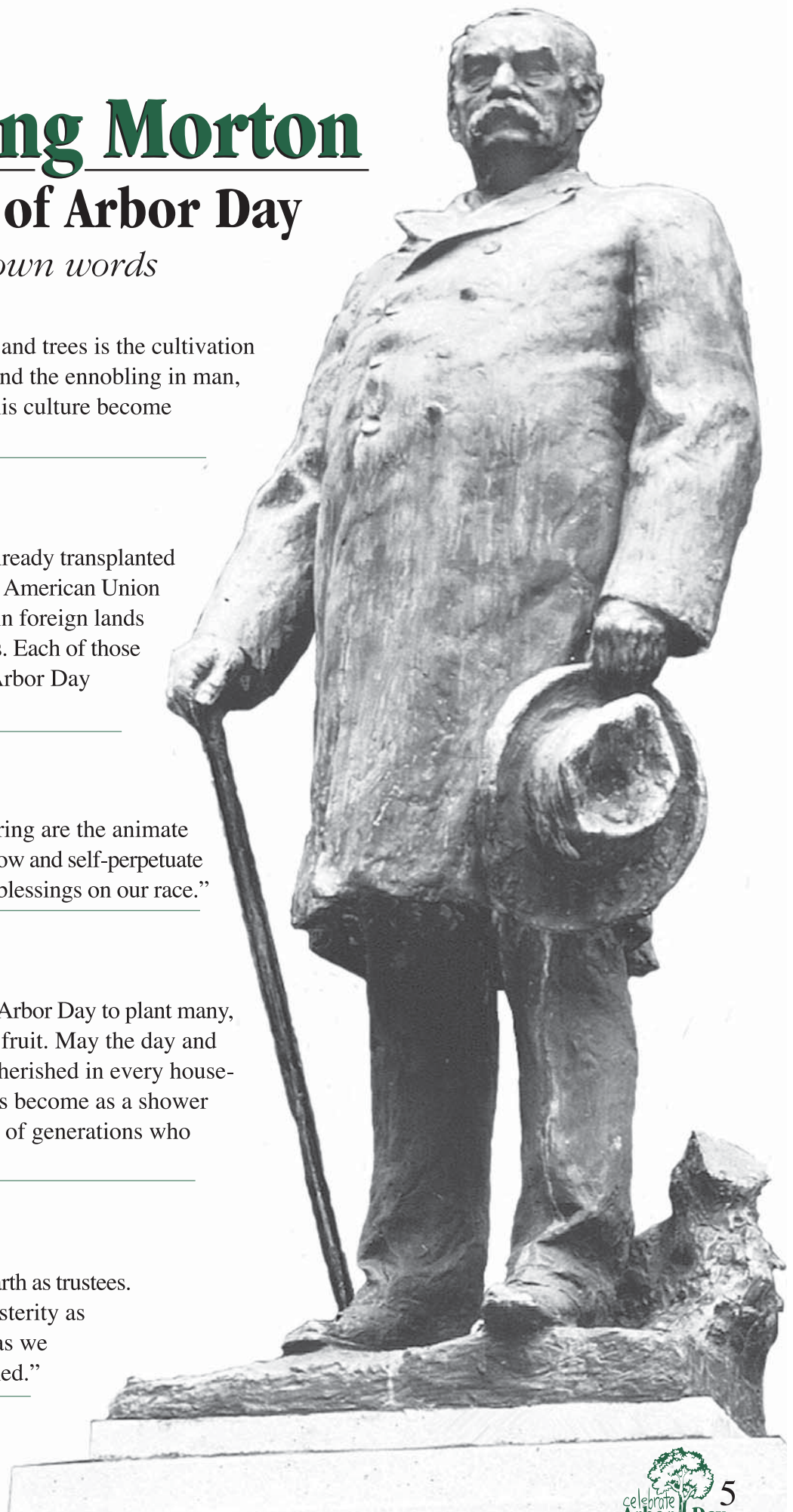
---

“ . . . all the people strive on Arbor Day to plant many, many trees, both forest and fruit. May the day and the observance thereof be cherished in every household, and its name and fruits become as a shower of blessing to the long lines of generations who shall succeed us.”

---

“Each generation takes the earth as trustees. We ought to bequeath to posterity as many forests and orchards as we have exhausted and consumed.”

---



# How To Celebrate

**Arbor Day can be celebrated in many ways. The possibilities – whether for a classroom or an entire community – are limited only by your imagination. Here are a few possibilities that might provide direction for your celebration.**



Hold an Arbor Day ceremony and honor the good stewards in your community. Choose people who have made a difference by advocating or accomplishing something environmentally significant within your community. Consider honoring people who have initiated or completed projects like: establishing a tree planting or recycling program, identifying or planting an arboretum, or raising funds and getting permission for an outdoor learning center. If possible, seek nominations from the community.



Host a reception to honor the Tree Board members in your community. Invite representatives from city agencies and local citizens. Plant a tree at City Hall, and have the Mayor issue an Arbor Day Proclamation; local school children can read poems about trees, and cookies and coffee can be served. If your community is a designated Tree City USA, the reception should honor this accomplishment. If not, work with your city or state forester to make your community a Tree City USA. For more information about Tree City USA, contact the Arbor Day Foundation at 402-474-5655 or check out our web site at [arborday.org/programs/TreeCityUSA.html](http://arborday.org/programs/TreeCityUSA.html).



Organize a “Big Tree” or “Oldest Tree” search within your community. Once the results are in, publish a booklet with a map that lists the locations of the winners, label the winners that are in public places, or provide a walking tour of the winners. Trees of historical significance to the community could also be added to the tour. (Instructions on how to hold a Community Tree Contest for a classroom are on our web site at [arborday.org/programs/teacheractivity.html](http://arborday.org/programs/teacheractivity.html))



Plant a tree. Directions for choosing the right tree for the right spot and correctly planting and caring for the tree are included in this guidebook on pages 14 -15. Ask the members of the planting committee to sign a pledge form to care for the tree. Bury this with the tree roots in a time capsule jar. Take a photo of the planting crew and send it to the local newspaper so everyone knows the significance of the new tree.



Celebrate Arbor Day by writing a story, producing a play, or presenting a skit about trees. A sample play is available at [arborday.org/arbordayplay](http://arborday.org/arbordayplay). Remember the older residents in nursing homes and retirement villages. They may have some Arbor Day stories to share and are usually a very appreciative audience. Day care centers are also very receptive to special programs.



Encourage the fifth grade classes in your community to participate in the Arbor Day National Poster Contest. Display the posters created by students in your community in a local business or public space. Plant a tree to honor the school winners. Visit our web site at [arborday.org/programs/postercontest.html](http://arborday.org/programs/postercontest.html) to learn more about the contest and view last year’s state and national winners.

# Arbor Day!



Choose a public park or downtown area that needs cleaning up and pitch in to clear it of litter. Recycle what you can and dispose of the rest properly.



Ask residents within the area to help with the cleanup and encourage everyone to maintain the area once the work is done. Sign a park care pledge and post it in the park shelter or on a bulletin board in a city building. Plant trees, flowers, and shrubs to beautify the area even more.

✓ At Arbor Day Farm in Nebraska City, Nebraska, the Arbor Day Foundation has held a week-long Arbor Day celebration for fourth through sixth grade students in the region. Students register in advance and then are scheduled to visit informational booths and participate in learning activities. Volunteers from the Foundation's staff and environmental professionals teach the concepts and guide the activities. Some of the booths involve crafts from recycled materials like making beads and making paper. Other booths involve games that teach adaptation, predator-prey relationships, camouflage, tree identification, and food webs.



Read a book about trees. Learn to identify the trees in your yard by their leaves, bark, and seeds. A tree identification guide is available at [arborday.org/trees/treeid.html](http://arborday.org/trees/treeid.html). See what animals, birds, and insects live in and around a tree. Lie down on the ground and look up through the branches noticing the light pattern created by the branches and leaves. Create a bark rubbing using paper and a crayon. Join the Arbor Day Foundation and help plant trees in our national forests and in your yard! Enjoy Arbor Day by enjoying a tree.



Celebrate with an Arbor Day Birthday Party held for the community. Read an Arbor Day Proclamation (see page 17), plant a tree, and serve cake and ice cream or tree-shaped cookies. As guests leave, hand out tree seedlings or a coupon from a neighborhood nursery.



Sponsor a craft show where the exhibitors all engage in crafts with natural materials. Woodcarving, pottery, dried flower arranging, cornhusk dolls, pinecone wreaths, and pressed flowers are just a few examples. Cooking demonstrations could also be held using products derived from trees. Recipes that include apples, nuts, or chocolate are among favorites. Make sure you provide samples for the audience!



Schedule classes on tree pruning, tree selection, tree identification, and tree planting. Charge a small registration fee and use the money to purchase tree seedlings for the participants, or buy one tree to plant on public property in honor of those attending the class.



Hold a Read-In at the library and have all the tree books – both fiction and nonfiction – on display. Story time for younger children can focus on tree-related books. Increase awareness of the tree resources available at your library.



# Coordinator's Planning

## Eight Months

- Organize planning committee.
- Identify goals for celebration.
- Discuss options for activities, programs, and presentations.
- Identify financial needs and fund-raising possibilities.
- Identify volunteer jobs and committees, write descriptions.
- Solicit committee chairs with specific job and committee descriptions.
- Define fund-raising plan.
- Write article for newspaper informing community of celebration dates/purposes.
- Identify official participants, entertainment, speakers and local celebrities, requesting they put the celebration date on their calendars and plan to attend/participate.
- Check with your state Arbor Day National Poster Contest coordinator to work together to honor community school winners.
- Visit with a local nursery and order tree seedlings.


## Two Months

- Begin soliciting donations of needed materials.
- Meet with committee chairs to coordinate/identify efforts.
- Begin public fund-raising events.
- Publish a small article listing committee members and chairs, include some of the activities planned.
- Confirm dates, times, and “ask” with officials, entertainment, speakers, etc.
- Meet with the schools to coordinate efforts and include students in tree planting ceremony.
- Meet with a city forester, tree board, or horticulturist to identify the tree needs within the community and how to meet them with tree planting ceremonies.
- Discuss tree needs with a nursery – place advance order.
- Solicit volunteers for each event/activity.

## One Month

- Plan tree planting ceremonies with school and community officials.
- Continue fund-raising events.
- Write the program for the tree planting ceremony.
- Identify financial needs and fund-raising possibilities.
- Ask city official to schedule proclamation signing the week before Arbor Day.
- Confirm tree order and delivery schedule with nursery.
- Arrange for someone to dig the hole and correctly plant the tree before the ceremony and provide follow-up care.
- Call your local utility company before you dig.

✓ Each year the folks of Woodburn, Oregon, “Fix-Up, Shape-Up, and Clean-Up” to celebrate Arbor Day. The two-week-long event stresses building personal and civic pride through good health, home, and community beautification. “Fix-Up, Shape-Up, Clean-Up” activities include workshops about health and fitness, home improvement, landscaping, and horticulture. Local service clubs and scout organizations help with community-wide cleanup in parks and public areas.





# Calendar

## Two/Three Weeks

- Schedule a committee chair meeting to make sure every committee is successfully completing their activities.
- Determine status of funds – make plans to spend or raise more money.
- Reconfirm with outside participants.
- Schedule press conference and releases for the week of Arbor Day (for a sample press release visit [arborday.org](http://arborday.org)).
- Distribute flyers and posters with activity schedules.
- Assign volunteers last-minute job assignments.

## Arbor Day!

- Plant trees
- Enjoy your event!

## Follow-Up

- Pay bills and make arrangements for financial obligations.
- Write thank you notes to all who participated in an official role.
- Check on tree-care committees to make sure they have what they need to follow-up.
- Hold an assessment meeting with committee chairs to determine what/how things should be done next year.

✓ *America's oldest Japanese elm received special attention from arboriculture students at the University of Massachusetts in Amherst, Massachusetts. The Arboriculture and Park Management Club celebrated Arbor Day by pruning and mulching the venerable old tree!*

## Sample Program for a basic Arbor Day Ceremony

- ❑ Present the flag. Good choices for presenters include scouts or representatives from veterans' groups.
- ❑ Arrange for welcoming comments by an elected official or community leader.
- ❑ Read an Arbor Day Proclamation.
- ❑ Recognize and thank a community good steward.
- ❑ Ask someone to make a few remarks about the importance of wise stewardship and the contributions made by trees.
- ❑ Plant a tree together. Information about the kind of tree, height at maturity, life span, and care should be given as the tree is planted. Follow correct planting procedures. Take photographs of the event and display them later in a prominent place.
- ❑ Read a brief Arbor Day history stressing that planting trees and wise environmental stewardship are the purposes of the holiday.
- ❑ Invite older members of the community who participated in past Arbor Day celebrations to talk about those past celebrations and tree plantings. Take a current picture of the person with the tree that was planted years ago.
- ❑ Sing songs, read poems, or present a play about trees, tree planting, or the importance of trees.
- ❑ Announce and/or recognize individual and group commitments to future stewardship projects.
- ❑ Retire the flag. Sing a closing song.
- ❑ Provide seedlings or nursery gift certificates for those who want to plant a tree in their own yard. Each seedling should have planting and care instructions attached to the tree itself.

# Raising Funds

## for Arbor Day Projects

**F**undraising is a necessary and essential part of any event or activity. It is beneficial if all the money needed for a project can be raised before the project begins, or at the very latest during the initial phases. Raising money for something after the fact is more difficult.

There are several opportunities to raise money for an Arbor Day celebration including the most obvious and mission related - selling trees. The Arbor Day Foundation's Trees for America program provides the opportunity to sell trees to community members and make money doing it! The Foundation ships the trees directly to the purchaser, the sponsor makes a profit, the purchaser receives a high quality tree, and the community gets trees planted!

✓ In Portland, Oregon, after the Christmas holiday, local organizations charge from \$.50-\$5.00 to pick up a Christmas tree at the curb and transport it to a chipping site. The mulch is then sold to raise additional funds.

✓ Davenport, Iowa, sponsors a "Run for Shade" as part of their annual Arbor Day celebration. The race raises funds to plant trees in the city's nurseries. A 1/2-mile Media Celebrity Challenge Race boosted local media coverage of the event and raised profits substantially. To raise money from a race, the committee can choose to: ask runners to pay an entry fee, ask entrants to get financial pledges for each mile run, or ask businesses to offer the opportunity to employees and sponsor runners.

For information about the Trees for America fundraising project, call Member Services at 888-448-7337.

Offer the opportunity for community residents to purchase a "tree planting event" in

honor of an individual or special occasion. Provide information about the tree, the planting site, and the donor to the honoree. This is a wonderful way to say "thank you" to a valued employee, "I love you" to a significant other, and "happy birthday" to a child. Plant these trees where trees are needed on public land.

Hold a craft show with items made from natural materials. Include wood carvings, cornhusk dolls, pinecone wreaths, dried flower arrangements, and similar items. Either charge a booth fee or request a percentage of the profits from each booth.

Sponsor a Stewardship Luncheon at a central location and sell tickets to area businesses. Ask

businesses to purchase all the seats at a table for a sizable fee and give the tickets to patrons. Invite people to submit nominations for community environmental stewards. Ask a city official to make the nominations public and introduce the nominees. This would be a good time to read a special Arbor Day Proclamation and to plant a tree in honor of the nominees.

Offer a workshop on planting and caring for trees and charge admission. Provide the opportunity for homeowners to ask the experts tree questions that pertain to their yard and offer hands-on planting experience.

Ask businesses and individuals to donate items for a silent auction or sell tickets for a drawing on one big item. Use the proceeds to help finance a tree planting.

Host a community garage sale. Charge a table fee and let individuals set up and sell their own stuff. Provide the opportunity to sell food and drink to a fast food franchise and ask for a percentage of the profits.

Publish a "Special Edition" paper with information about your town's Arbor Day history and special trees in your community. Consider selling advertising space.

Ask businesses and corporations within your community to sponsor certain events or provide the materials for an activity free of charge. Put the company name on the event or activity. Volunteers from that company may want to provide the people-power for the activity, also.

Ask parent groups and adult organizations to contribute. Some could transport people to the Arbor Day ceremony, some could read tree books to non-readers, and some could provide the labor for the planting.



# The Value of Trees to a Community

**T**he following are some statistics on just how important trees are in a community setting. These comments might be included in an Arbor Day speech about the importance of trees in our daily lives.

*“The net cooling effect of a young, healthy tree is equivalent to ten room-size air conditioners operating 20 hours a day.”*

—U.S. Department of Agriculture

*“Trees can boost the market value of your home by an average of 6 or 7 percent.”*

—Dr. Lowell Ponte

✓ To help locate New York City’s heritage trees, the City Department of Parks and Recreation conducted a program called the “Great Tree Search.” New Yorkers looked for trees of unusual size and age, those linked with historic landmarks, and trees of unusual species or location. On Arbor Day, they held a big party to celebrate New York City’s Great Trees.

*“Landscaping, especially with trees, can increase property values as much as 20 percent.”*

—Management Information Services/ICMA

*“One acre of forest absorbs six tons of carbon dioxide and puts out four tons of oxygen. This is enough to meet the annual needs of 18 people.”*

—U.S. Department of Agriculture

*“There are about 60-to 200-million spaces along our city streets where trees could*

*be planted. This translates to the potential to absorb 33 million more tons of CO<sub>2</sub> every year, and saving \$4 billion in energy costs.”*

—National Wildlife Federation

*“Trees properly placed around buildings can reduce air conditioning needs by 30 percent and can save 20 - 50 percent in energy used for heating.”*

—USDA Forest Service

*“Trees can be a stimulus to economic development, attracting new business and tourism. Commercial retail areas are more attractive to shoppers, apartments rent more quickly, tenants stay longer, and space in a wooded setting is more valuable to sell or rent.”*

—The National Arbor Day Foundation

*“Shade from trees could save up to \$175 per year (per structure) in air conditioning costs.”*

—Dr. Lowell Ponte

*“Healthy, mature trees add an average of 10 percent to a property’s value.”*

—USDA Forest Service

*“The planting of trees means improved water quality, resulting in less runoff and erosion. This allows more recharging of the ground water supply. Wooded areas help prevent the transport of sediment and chemicals into streams.”*

—USDA Forest Service


*“In laboratory research, visual exposure to settings with trees has produced significant recovery from stress within five minutes, as indicated by changes in blood pressure and muscle tension.”*

—Dr. Roger S. Ulrich  
Texas A&M University

*“Nationally, the 60 million street trees have an average value of \$525 per tree.”*

—Management Information Services


✓ After a tornado destroyed more than 800 trees in Cardington, Ohio, citizens organized a tree restoration committee which solicited donations and memorials. Volunteers who learned of the tree planting through local newspaper articles appeared on Arbor Day to wrap trunks, water, mulch, and stake 40 large trees which were planted along major streets.




# Cooperative Stewardship Projects

**C**ooperation for the common good is an American tradition. It may be called team spirit or community action, but the impact of organized volunteers is beyond measuring. The following are some examples of great community stewardship projects that can lead up to an Arbor Day celebration.





 The Park People, Inc., of the greater Houston area, recognizes that growth and development are necessary for economic health. They also believe that trees in the way of progress should not be destroyed. Instead, whenever possible, they move trees (up to 4" in diameter) out of the way of bulldozers and replant them in public places. In one moving day, San Jacinto College received new landscaping valued at \$70,000 from trees and shrubs that would have been destroyed!

 In Nebraska City, Nebraska, groups of volunteers conducted a city-wide street tree inventory identifying the diameter, species, and condition of the city's trees. The information is being used by the Tree Board to plan tree care, plantings, and removal.

 North Carolina has a committee of volunteers who, with help from the media, mounted a very successful highway beautification plan. Within three months, garden clubs were ready to help, money was being raised at a shopping mall booth, a living tribute program was created to purchase trees in memory of loved ones, and free seedlings were donated by a forest industry.

The governor planted the first tree and helped raise thousands of additional dollars from the Department of Transportation. The effort was so successful that both highway entrances were beautified instead of one.

 A neighborhood association in Long Beach, California, is responsible for the cleanup and planting of a barren, 10-acre flood control basin owned by the city and used mostly as a dumping ground. Through volunteer effort and donations from nurseries, the area now contains beautiful green space with a nature trail for public education. It is an ongoing project, including tree care, maintenance, a speaker's bureau, and other activities.

 The Twin Cities Tree Trust was formed to help the Minneapolis-St. Paul area recover from the devastating effects of Dutch Elm disease and at the same time provide meaningful work for disadvantaged teenagers in a government supported jobs program. The community challenge was clear: a need to remove dead elm trees, develop nurseries, replant, and screen blighted areas. For the kids, many of them physically or mentally handicapped, the need was to discover the world of work, self-confidence, and pride.

The Tree Trust has met the challenges, beautified the Twin Cities with nearly 500,000 new trees, and introduced over 14,000 young people to blisters, steady work, paychecks, and trees.

## Successful projects have a few features in common:

- ✓ **A key individual who serves as the leader.** This person needs to be someone of vision, persistence, and inspiration to others.
- ✓ **A clear goal.** The goal may be small or large, but it must be clear to everyone.
- ✓ **A well-organized plan.** Time schedules, logistics, contacts with experts and other groups, publicity, subcommittees...these and other details must be considered.
- ✓ **Community sociological factors have been considered.** Not only must group members work as a team, but widespread community support must be developed.
- ✓ **Professional expertise is involved in the planning.** Good urban forestry has been incorporated into the planting project. Technical experts have been consulted, plans for maintenance and continuing care are in place.
- ✓ **Funding is available for the project and continuing care.**
- ✓ **There are a variety of tasks for volunteers, and public appreciation/recognition is planned.**

# Arbor Day in the Classroom

**M**any of the ideas mentioned previously can be easily adapted in a classroom setting. Here are some ideas on how to incorporate trees into the classroom prior to your Arbor Day celebration.

## Science

- Study the ecosystem of one particular tree.
- Learn to identify trees in your community. Students can use a tree key or create their own. Take a nature walk and practice this new skill.
- Study the structure of a tree, how it functions, and what benefits a tree provides.

## Social Studies

- Learn about the history of Arbor Day.
- Study the importance of trees in different cultures.
- Correlate the history of the United States or your community to one tree's growth rings.

## Math

- Learn how to measure a tree's height, crown spread and diameter. For directions see "Community Tree Contest" at [arborday.org](http://arborday.org)
- Have younger children count the rings on a tree stump.
- Look for a pattern of numbers in nature.

## Art

- Participate in the Arbor Day Foundation's National Poster Contest (fifth grade)
- Collect leaves, put tempera paint on them and make leaf prints.
- Do bark rubbings – have students trade rubbings and see if they can identify each other's tree.

## Physical Education

- Tree shapes often aid in tree identification. Have students pretend to be a certain type of tree... weeping willow, redwood, etc.

## English

- Write an Arbor Day poem or rap and perform it for the school.
- Have each student write a description of a tree found on the school grounds; then see if other students can find it using the description.
- Have students write letters to community tree planters, thanking them for their efforts.

## Home Economics

- Find out about spices and other foods and learn about the trees that produce them.

## Drama

- Put on a play recreating the history of Arbor Day. An Arbor Day play can be found at [arborday.org/arbordayplay](http://arborday.org/arbordayplay).

## Schoolwide Activities

- Play "Tree Jeopardy" or "Tree-vial Pursuit" and see which class or group of students can answer the most tree related questions. For ideas visit our web site at [arborday.org](http://arborday.org).
- Plant trees on the school grounds and learn how to maintain them.
- Participate in a community Arbor Day Celebration.

✓ *Atlanta fifth graders planted conservation trees as part of a program sponsored by the Outdoor Activity Center of Atlanta, Georgia. The trees were planted to help control soil erosion and to beautify the Harwell Heights Park. The park was chosen for the special planting because it had a barren hillside which was created when a new ballpark was built. The hillside was very steep and volunteers helped the children rappel down the hill on ropes to plant the trees.*

# Planting a Tree on Arbor Day

## Select a Good Planting Site

Identify the prospective tree planting location and, if it is on city property, find out what municipal department is in charge of planting and caring for city trees. Ask who is responsible for the identified area and what process must be followed to receive permission to plant a tree there.

Concurrently, begin to determine which trees are suitable to your climate, soil conditions, water availability, and size restrictions. Take into consideration overhead wires, room for roots to grow without upsetting sidewalks or streets, and room for the canopy to grow without interfering with traffic or business signage.

## Select the Right Tree

In selecting a tree to plant, the first consideration must be what the tree needs and what the area can provide. There are six "tree needs" to compare with your area conditions:

1. Temperature – Trees have a limit to the cold they can endure. Check hardiness zones before choosing a tree.
2. Moisture – Each species can tolerate wet or dry conditions to a different degree.
3. Light – "Shade tolerance" is the term foresters use to rate the light requirements of each species.
4. Pests – Every locality has problems with a particular insect or disease. Some trees are more susceptible to a certain disease than others.
5. Soil – Soil depth, structure, pH and moisture can make the difference between success and failure with a tree. Each species has its preferences.
6. Air pollutants – Chemicals in the air vary with localities; some trees are more tolerant of air pollution than others.

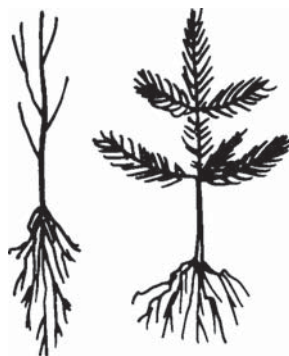
When it is determined if the area and the tree species are compatible, then other factors should be considered. Is the tree being planted to save energy and provide shade? Is it being planted to beautify the grounds? Is providing wildlife habitat important? Will the tree be part of a windbreak or shelterbelt? Determining why a tree is being planted will help identify the ideal species.

Before planting a tree, know how big it will be at maturity – will it have "head space" and root area to grow well? Will roots interfere with the sidewalk, patio, or driveway at maturity? Will it block windows or scenic views or tangle with the utility wires when it is mature? These answers will all help eliminate inappropriate species.

Finally, with the remaining eligible species, choose the tree you want to plant with an eye for its shape, its leaves, and its impact on the area.

After you have chosen a tree that is suitable for the location, get permission to plant from the appropriate city agency. Have your choice approved by your city or state forester. Follow correct planting procedures when planting your tree.

## Look for these physical characteristics in your trees



### BARE ROOT SEEDLINGS

- Roots should be moist and fibrous.
- Deciduous seedlings up to 10" in height should have roots approximately equal to the stem length; from 12" - 24", look for roots approximately 10" - 12" long.

*NOTE: Bare root trees of large sizes are also available, but at fewer and fewer nurseries. It may be worth locating a source, as this can often save you 30-50 percent of the cost. Careful storage is necessary to prevent drying and planting must be completed before dormancy ends. Success is best with species that continue stem elongation all summer, such as locust, hackberry, and elm.*

### CONTAINERIZED SEEDLINGS


- The soil plug should be moist and firm.
- Avoid tall, spindly tops. Well-developed roots are more important than height of the seedling.



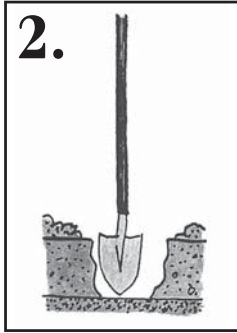
### POTTED TREES

- There should be no large, circling roots. (Check this by feeling down into the top 3" - 4" of the pot).
- Pruned roots should be cut cleanly and no wider than an average finger.
- Soil and roots should be joined tightly.

# How to Plant a Bare-root Tree



**1.** Unpack tree and soak in water 3 to 6 hours. Do not plant with packing material attached to roots and do not allow roots to dry out.



**2.** Dig a hole, wider than seems necessary, so the roots can spread without crowding. Remove any grass within a 3-foot circular area. To aid root growth, turn soil in an area up to 3 feet in diameter.



**3.** Plant the tree at the same depth it stood in the nursery, without crowding the roots. Partially fill the hole, firming the soil around the lower roots. Do not add soil amendments.



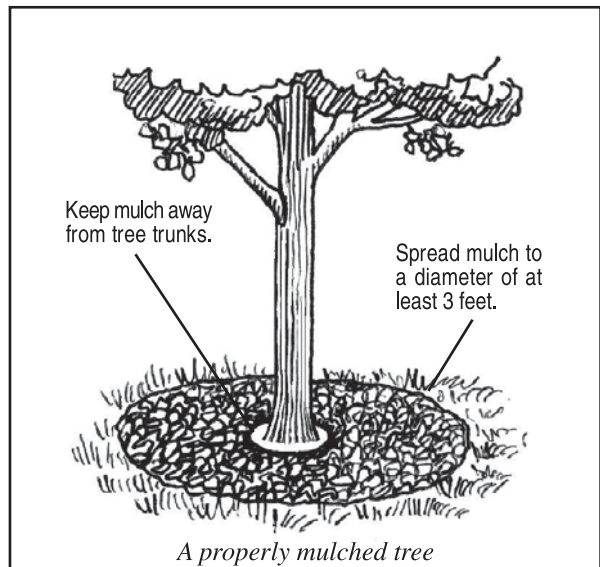
**4.** Shovel in the remaining soil. It should be firmly, but not tightly packed. Construct a water-holding basin around the tree. Give the tree plenty of water.



**5.** After the water has soaked in, place a 2-inch deep protective mulch in an area 3 feet in diameter around the base of the tree (but not touching the trunk).



**6.** During dry weather, water the tree generously every week or 10 days during the first year.

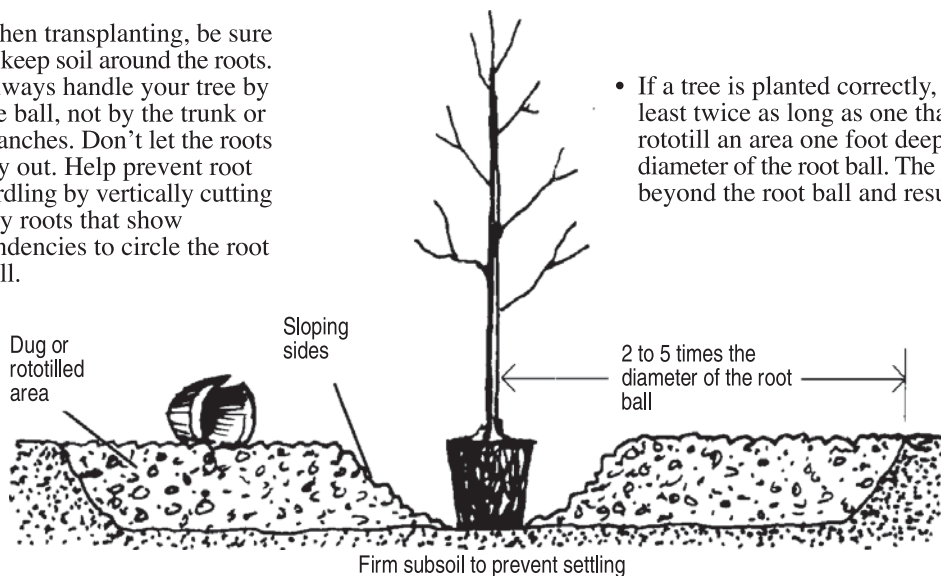


## Mulch: A Tree's Best Friend

Mulch is a young tree's best friend. It holds down competing weeds or grass, retains moisture, prevents soil cracking that can damage new roots, protects the trunk from lawnmower damage, and helps prevent soil compaction. Common mulches include bark, wood chips, decorative gravel, and crushed lava. Organic mulches such as wood chips or pine needles also contribute to better soil structure and aeration as they decompose. Avoid limestone rock and allow no mulch to touch the tree's trunk or be piled higher than 3 inches.

# How to Plant a Containerized Tree


- When transplanting, be sure to keep soil around the roots. Always handle your tree by the ball, not by the trunk or branches. Don't let the roots dry out. Help prevent root girdling by vertically cutting any roots that show tendencies to circle the root ball.



- If a tree is planted correctly, it will grow twice as fast and live at least twice as long as one that is incorrectly planted. Ideally, dig or rototill an area one foot deep and approximately five times the diameter of the root ball. The prepared soil will encourage root growth beyond the root ball and result in a healthier tree.

- After placing the tree, pack soil firmly, but not tightly, around the root ball. Water the soil and place a protective 3-foot circle of mulch around the tree.

# Clip & Art



 **Arbor Day Foundation™**





# Arbor Day Proclamation

*Whereas,* In 1872, J. Sterling Morton proposed to the Nebraska Board of Agriculture that a special day be set aside for the planting of trees, and

*Whereas,* the holiday, called Arbor Day, was first observed with the planting of more than a million trees in Nebraska, and

*Whereas,* Arbor Day is now observed throughout the nation and the world, and

*Whereas,* trees can reduce the erosion of our precious topsoil by wind and water, lower our heating and cooling costs, moderate the temperature, clean the air, produce oxygen and provide habitat for wildlife, and

*Whereas,* trees are a renewable resource giving us paper, wood for our homes, fuel for our fires and countless other wood products, and

*Whereas,* trees in our city increase property values, enhance the economic vitality of business areas, and beautify our community, and

*Whereas,* trees, wherever they are planted, are a source of joy and spiritual renewal,

NOW, THEREFORE, I \_\_\_\_\_ Mayor of the City of  
\_\_\_\_\_, do hereby proclaim  
\_\_\_\_\_ as

## Arbor Day

in the City of \_\_\_\_\_, and I urge all citizens to celebrate Arbor Day and to support efforts to protect our trees and woodlands, and

*Further,* I urge all citizens to plant and care for trees to gladden the heart and promote the well-being of this and future generations.

*Dated* this \_\_\_\_\_ day of \_\_\_\_\_ in the year \_\_\_\_\_

Mayor \_\_\_\_\_

# Poems about Trees and Arbor Day

## TREES

I think that I shall never see  
A poem lovely as a tree  
A tree whose hungry mouth is pressed  
Against the earth's sweet flowing breast;  
A tree that looks at God all day  
And lifts her leafy arms to pray;  
A tree that may in summer wear  
A nest of robins in her hair;  
Upon whose bosom snow has lain;  
Who intimately lives with rain.  
Poems are made by fools like me,  
But only God can make a tree.  
— Joyce Kilmer



## AN ARBOR DAY TREE

*(for four small children)*

ALL: "Dear little tree that we plant today,  
What will you be when we're old and gray?"  
FIRST: "The savings bank of the squirrel and mouse,  
For the robin and wren an apartment house."  
SECOND: "The dressing room of the butterfly's ball,  
The locust's and katydid's concert hall."  
THIRD: "The school boy's ladder in pleasant June,  
The school girl's tent in the July noon."  
FOURTH: "And my leaves shall whisper right merrily,  
A tale of children who planted me."  
— Author Unknown




What does he plant who plants a tree  
He plants, in sap and leaf and wood,  
In love of home and loyalty,  
And far-cast thought of civic good  
His blessing on the neighborhood.  
— Charles Lathrop Pack

## TREES OF THE FRAGRANT FOREST

*(For six children. As they take their places upon the stage, those in seats recite the first stanza.)*

ALL: Trees of the fragrant forest,  
With leaves of green unfurled,  
Through summer's heat, through  
winter's cold  
What do you do for our world?  
FIRST: Our green leaves catch the raindrops  
That fall with soothing sound,  
Then drop them slowly, slowly down;  
'Tis better for the ground.  
SECOND: When, rushing down the hillside,  
A mighty freshet foams,  
Our giant trunks and spreading roots  
Defend your happy homes.  
THIRD: From burning heat in summer  
We offer cool retreat,  
Protect the land in winter's storm  
From cold, and wind, and sleet.  
FOURTH: Our falling leaves in autumn,  
By breezes turned and tossed,  
Will rake a deep sponge-carpet warm,  
Which saves the ground from frost.  
FIFTH: We give you pulp for paper,  
Our fuel gives you heat;  
We furnish lumber for your homes,  
And nuts and fruit to eat.  
SIXTH: With strong and graceful outline,  
With branches green and bare,  
We fill the land through all the year,  
With beauty everywhere.  
ALL: So listen! From the forest  
Each one a message sends  
To children on this Arbor Day:  
"We trees are your best friends!"  
— Primary Education



# Rappin' about Trees

**This rap has two parts, one is printed in italics and the other in normal type. Both parts join on the chorus. A wordless rap-beat playing in the background will make it easier for the rappers to move and talk to a beat. Try this in your classroom with two puppets or two students. Or, have students write their own rap!**

Let us tell you a story about a wonderful tree that grew for years as happy as could be.  
*Had plenty of rain for it to drink*  
and lots of room for its roots to sink.  
It had soil that was rich and sweet  
*full of nutrients for it to eat.*  
Plenty of space to stretch and grow  
nothin' to hurt it high or low.  
It grew taller and wider and stronger too  
*and used carbon dioxide out of the blue.*  
The leaves in the canopy waved in the wind.  
The roots pushed outward and anchored it in.  
The trunk grew thicker and rounder too  
*and the branches stronger and longer grew.*

## Chorus:

It's the 21st century -- time to act!  
Raise your hand and make a pact!  
Conserve, be smart, and plant a tree  
Make the world better for you and me!

The tree gathered boarders as time went by,  
birds and bugs and a butterfly  
*lived their lives among the leaves*  
sharing their space with a hive of bees.  
A raccoon or two set up house,  
a squirrel found a spot and *so did a mouse!*  
A worm and an ant carved a place underground  
where they lived in peace without being found  
by birds and bugs that liked to dine  
*on worms and ants that taste so fine*—fried!  
A family of beetles burrowed into the bark where  
they were safe and the world was dark.  
Until the woodpeckers found them and went to  
work and pulled them out with a jerk, jerk, jerk...  
*(I hate it when that happens!)*

## Chorus


This tree's been around for a decade or three  
and provides great shade for you and me.

We can build a tree house or tie a swing  
*up in the branches*  
and not hurt a thing!  
We can have a picnic and get out of the heat  
when we need to rest *and are ready to eat!*  
When a summer storm becomes a threat  
*we can hide under the branches* and not get wet!  
The roots help keep the soil in place  
on the ground and out of our face.  
The sounds of the highway get lost in its leaves  
*and even a wind will change to a breeze*  
(when it blows through).

## Chorus

This old tree has been a really great friend  
but I know someday that it won't bend  
it'll fall to the earth and spend its days  
giving to the soil in a million ways.  
As the old log rots and turns to ground  
seeds will sprout and grow around!  
In the fertile soil the log will make  
*new growth will come and nature take*  
everything she needs to redesign  
this rotting log into something fine!  
There's a job for you within this rap something  
you can do to fill the gap  
between the rotting log and the healthy tree  
there's a wonderful op-por-tun-ity  
to provide the future with what you've had  
figure it out and you'll be glad!  
Knowing how important this is to me  
you can do one thing—plant a tree!—  
*or two--or three!*

## Chorus



# Music for Arbor Day

## Trees for America™

Words and Music By:  
John Denver  
Timmy Tappan  
Craig Deitschmann

PLANT A TREE FOR YOUR TO-MOR-RROW IT'S YOUR TREE THAT CLEARS THE  
AIR. PLANT A TREE, TREES FOR A-MER-i-CA. PLANT A TREE TO-DAY FOR ALL THE WORLD TO  
SHARE. TASTE THE BREEZE, IT'S LIFE IN-SIDE YOU, MAKE A PRO-MISE TO THE EARTH, PLANT A  
TREE, NOW IS THE TIME TO REC-OG-NIZE A TREE FOR ALL THAT IT IS WORTH. PLANT A  
TREE FOR YOUR TO-MOR-RROW. PLANT A TREE THAT CLEARS THE AIR. PLANT A  
TREE, TREES FOR A-MER-i-CA. PLANT A TREE TO-DAY FOR ALL THE WORLD TO  
SHARE.

# Quotes about Trees

“The clearest way into the universe is through a forest wilderness.”

— **John Muir**

“Acts of creation are ordinarily reserved for gods and poets. To plant a pine, one need only own a shovel.”

— **Aldo Leopold**

“I never before knew the full value of trees. Under them I breakfast, dine, write, read and receive my company.”

— **Thomas Jefferson**

“He that plants trees loves others beside himself.”

— **Thomas Fuller**

“Those who contemplate the beauty of the earth find reserves of strength that will endure as long as life lasts. There is something infinitely healing in the repeated refrains of nature -- the assurance that dawn comes after night, and spring after the winter.”

— **Rachel Carson**

“The time is always ripe to do right.”

— **Martin Luther King, Jr.**

“The best friend on earth of man is the tree. When we use the tree respectfully and economically, we have one of the greatest resources on earth.”

— **Frank Lloyd Wright**

“I am myself and what is around me, and if I do not save it, it shall not save me.”

— **Jose Ortega Y Gasset**

“He who plants a tree plants a hope.”

— **Lucy Larcom**

“Holy Mother Earth, the trees and all nature are witnesses of your thoughts and deeds.”

— **Winnebago Saying**

“The earth brought forth vegetation, plants yielding seed according to their own kinds, and trees bearing fruit in which is their seed, each according to its kind. And God saw that it was good.”

— **Genesis 1:12**

“To exist as a nation, to prosper as a state, and to live as a people, we must have trees.”

— **Theodore Roosevelt**

“Never doubt that a small group of thoughtful, committed citizens can change the world. Indeed, it's the only thing that ever has.”

— **Margaret Mead**

“A people without children would face a hopeless future: a country without trees is almost as hopeless; forests which are so used that they cannot renew themselves will soon vanish, and with them, all their benefits.”

— **Theodore Roosevelt**

“I am the heat of your hearth, the shade screening you from the sun; I am the beam that holds your house, the board of your table; I am the handle of your hoe, the door of your homestead, the wood of your cradle, and the shell of your coffin. I am the gift of God and the friend of man.”

— **Unknown**

“The forests are the flags of Nature. They appeal to all and awaken inspiring universal feelings. Enter the forest and the boundaries of nations are forgotten. It may be that some time an immortal pine will be the flag of a united and peaceful world.”

— **Enos A. Mills**

“In the woods we return to reason and faith.”

— **Ralph Waldo Emerson**

“No shade tree? Blame not the sun but yourself.”

— **Chinese Proverb**

“Trees are the Earth's endless effort to speak to the listening heaven.”

— **Rabindranath Tagore**

“We make an immense mistake when we think of trees as solely an aesthetic member of a community. They cut pollution, they cool the air, they prevent erosion, they muffle sound, they produce oxygen. Then, after all that, they look good.”

— **Dr. Richard Leakey**

For J. Sterling Morton quotes on the importance of trees, check out page 5.



# Other Foundation Programs

“**W**e inspire people to plant, nurture and celebrate trees.”

*Mission statement of the Arbor Day Foundation*

**The Arbor Day Foundation** encourages tree planting and environmental stewardship...

...in your own yard and neighborhood  
...in your community  
...and in your world

Nearly a million members and supporters across the nation make the Arbor Day Foundation's educational programs possible. These programs help further the cause of tree planting and environmental stewardship and provide focus for organized efforts of tree professionals, governmental officials and citizen volunteers nationwide.

The Arbor Day Foundation offers a wide range of conferences, seminars, and workshops to help professionals and others interested in tree care keep current with the newest information and practices. Conferences and seminars are designed for arborists, foresters, city planners, tree board members, developers, municipal officials and attorneys, landscape architects, utility maintenance and communications professionals, and all others interested in tree care and the environment.

**Tree City USA** helps people nurture and enhance their community forests. Created in cooperation with the National Association of State Foresters and the USDA Forest Service, Tree City USA brings public attention to the many benefits trees provide and the need for locally managed community forestry programs.

The **Trees for America** program is based upon the Arbor Day Foundation's belief that each of us has a responsibility for wise environmental stewardship. Each year, the Foundation distributes millions of trees, fosters

tree-care education, and works to help reforest thousands of fire-ravaged acres in our National Forests.

Rain forests are special places having a rare beauty and a tremendous impact on global climate. They influence temperature, wind, and humidity throughout the world. Despite this, every minute of every day, an area of rain forest the size of ten city blocks is burned. To help combat this devastation, The National Arbor Day Foundation launched **Rain Forest Rescue** in 1992.

**Arbor Day Farm's** demonstration plantings, tour programs, classes, workshops, and **Lied Lodge & Conference Center's** conferences and meetings offer an opportunity to visit Nebraska City and share J. Sterling Morton's vision. They also give participants and visitors a chance to consider the future and make a personal commitment to tree planting, tree care, and wise environmental stewardship.

**Tree Line USA** was established to help utility companies adopt practices that will increase the health and value of trees. **Conservation Trees** teaches millions of Americans that trees are vital in conserving soil, energy, water, wildlife, and the atmosphere.

The **Celebrate Arbor Day** program provides educational materials and resources to schools across America. These resources help introduce and educate hundreds of thousands of future environmental stewards to the importance of tree planting and care.

For more information on these and other programs available, write The National Arbor Day Foundation, 100 Arbor Avenue, Nebraska City, Nebraska 68410, or visit [arborday.org](http://arborday.org).



Lied Lodge & Conference Center, Nebraska City, Nebraska

# Bibliography & Information Sources

## Reference Books:

*A Practical Guide for the Amateur Naturalist* by Gerald Malcolm Durrell (Alfred A. Knopf, Inc.) 1982.

*America's Wild Woodlands* edited by Donald Crump, et al. (National Geographic Society) 1985.

*J. Sterling Morton* by James C. Olson (University of Nebraska Press) 1942.

*Look Inside a Tree* by Gina Ingoglia based on an Italian text by Mario Gomboli (Grosset & Dunlap, Inc.) 1989.

*Looking at Plants* by David Suzuki (Warner Books) 1985.

*Sterling's Carrie* by Margaret V. Ott (Media Publishing) 1989.

## Tree Identification Books:

*A Guide To Field Identification Trees of North America* by C. Frank Brockman (Golden Press) 1986.

*A Photographic Guide to More than 500 Trees of North America and Europe* by Roger Phillips (Random House) 1978.

*Fall Color and Woodland Harvests* by C. Richie Bell and Anne H. Lindsey (Laurel Hill Press) 1990.

*Field Guide to Trees and Shrubs* by George A. Petrides (Houghton Mifflin) 1972.

*What Tree Is That?* Guide to the Eastern/Central and Western United States. (The National Arbor Day Foundation) 1999.


## Activity Guides:

*Botany for All Ages* by Jorie Hunken and The New England Wild Flower Society (The Globe Pequot Press) 1989.

*Environmental Education Teacher Resource Handbook* Edited by Richard J. Wilke (Kraus International Publications) 1993.

*Hands-On Nature* -- Information and Activities for Exploring the Environment with Children by Jenepher Lingelbach (Vermont Institute of Natural Science) 1986.

*Trees are Terrific* (The National Arbor Day Foundation) 1989.



## Addresses For Additional Information & Materials:

**American Forest and Paper Association**, 1111 19th Street, N.W., Suite 800, Washington, DC 20036  
[www.afandpa.org](http://www.afandpa.org)

**Arbor Day Foundation**, 100 Arbor Avenue, Nebraska City, NE 68410  
[arborday.org](http://arborday.org)

**International Society of Arboriculture**, PO Box 3129, Champaign, IL 61826  
[www.isa-arbor.com](http://www.isa-arbor.com)

**Keep America Beautiful**, 1010 Washington Blvd, 7th Floor, Stamford, CT 06901  
[www.kab.org](http://www.kab.org)

**Minnesota Forest Industries**, 903 Medical Arts Building, 324 West Superior Street, Duluth, MN 55802  
[www.minntrees.org](http://www.minntrees.org)

**National Audubon Society**, 700 Broadway, New York, NY 10003  
[www.audubon.org](http://www.audubon.org)

**National Gardening Association**, 180 Flynn Avenue, Burlington, VT 05401  
[www.garden.org](http://www.garden.org)

**National Geographic Society - Educational Services**, 1145 17th St. NW, Washington, D.C. 20036  
[www.nationalgeographic.com](http://www.nationalgeographic.com)

**National Wildlife Federation**, 8925 Leesburg Pike, Vienna, VA 22184  
[www.nwf.org](http://www.nwf.org)

**Project Learning Tree**, American Forest Foundation, 1111 19th Street NW, Ste. 780, Washington, D.C. 20036  
[www.plt.org](http://www.plt.org)

**TreeLink**, c/o TreeUtah, 364 E Broadway, Salt Lake City, UT 84103  
[www.treelink.org](http://www.treelink.org)

## Other Sources for Information:

- Arbor Day Foundation Tree City USA Bulletins
- Arborists
- City forester
- University and County cooperative extension offices
- Local arboretums and botanical gardens
- Local libraries
- Local natural history museums
- Local nurseries
- National, state, and local parks
- Nature centers
- State forester
- University/college departments of biology and natural resources

# Arbor Day Across the Nation

## National Arbor Day - *Last Friday in April*

### State - Arbor Day Date • State Tree

**Alabama** - *Last full week in February* • Long Leaf Pine

**Alaska** - *Third Monday in May* • Sitka Spruce

**Arizona** - *Third Friday in March* • Paloverde

**Arkansas** - *Third Monday in March* • Pine

**California** - *March 7-14* • California Redwood

**Colorado** - *Third Friday in April* • Blue Spruce

**Connecticut** - *Last Friday in April* • White Oak

**Delaware** - *Last Friday in April* • American Holly

**District of Columbia** - *Last Friday in April* • Scarlet Oak

**Florida** - *Third Friday in January* • Sabal Palm

**Georgia** - *Third Friday in February* • Live Oak

**Hawaii** - *First Friday in November* • Kukui

**Idaho** - *Last Friday in April* • Western White Pine

**Illinois** - *Last Friday in April* • White Oak

**Indiana** - *Last Friday in April* • Tuliptree

**Iowa** - *Last Friday in April* • Oak

**Kansas** - *Last Friday in April* • Cottonwood

**Kentucky** - *First Friday in April* • Tulip Poplar

**Louisiana** - *Third Friday in January* • Baldcypress

**Maine** - *Third full week in May* • Eastern White Pine

**Maryland** - *First Wednesday in April* • White Oak

**Massachusetts** - *Last Friday in April* • American Elm

**Michigan** - *Last Friday in April* • Eastern White Pine

**Minnesota** - *Last Friday in April* • Red Pine

**Mississippi** - *Second Friday in February* •  
Southern Magnolia

**Missouri** - *First Friday in April* • Flowering Dogwood

### State - Arbor Day Date • State Tree

**Montana** - *Last Friday in April* • Ponderosa Pine

**Nebraska** - *Last Friday in April* • Cottonwood

**Nevada** - *Last Friday in April* • Singleleaf Pinyon &  
Bristlecone Pine

**New Hampshire** - *Last Friday in April* • Paper Birch

**New Jersey** - *Last Friday in April* • Northern Red Oak

**New Mexico** - *Second Friday in March* • Pinyon

**New York** - *Last Friday in April* • Sugar Maple

**North Carolina** - *First Friday following March 15* • Pine

**North Dakota** - *First Friday in May* • American Elm

**Ohio** - *Last Friday in April* • Ohio Buckeye

**Oklahoma** - *Last full week in March* • Eastern Redbud

**Oregon** - *First full week in April* • Douglasfir

**Pennsylvania** - *Last Friday in April* • Eastern Hemlock

**Rhode Island** - *Last Friday in April* • Red Maple

**South Carolina** - *First Friday in December* •  
Cabbage Palmetto

**South Dakota** - *Last Friday in April* • Black Hills Spruce

**Tennessee** - *First Friday in March* • Tulip Poplar

**Texas** - *Last Friday in April* • Pecan

**Utah** - *Last Friday in April* • Blue Spruce

**Vermont** - *First Friday in May* • Sugar Maple

**Virginia** - *Last Friday in April* • Flowering Dogwood

**Washington** - *Second Wednesday in April* •  
Western Hemlock

**West Virginia** - *Second Friday in April* • Sugar Maple

**Wisconsin** - *Last Friday in April* • Sugar Maple

**Wyoming** - *Last Monday in April* • Cottonwood